

STATEMENT OF APPROVED BUDGET, UTILIZATIONS, DISBURSEMENTS AND BALANCES
As of December 31, 2017

Department: State Universities and Colleges (SUCs)

Agency: Leyte Normal University

Operating Unit: N/A

Organization Code (UACS): 080760000000

Report Status: SUBMITTED

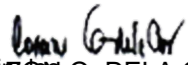
PARTICULARS	UACS CODE	APPROVED BUDGET			BUDGET UTILIZATION					DISBURSEMENTS					BALANCES		
		Approved Budgeted Revenue	Adjustments (Additions, Reduction, Realignment)	Adjusted Budgeted Revenue	1st Quarter Ending March 31	2nd Quarter Ending June 30	3rd Quarter Ending Sept. 30	4th Quarter Ending Dec. 31	Total	1st Quarter Ending March 31	2nd Quarter Ending June 30	3rd Quarter Ending Sept. 30	4th Quarter Ending Dec. 31	Total	Unutilized Budget	Unpaid Utilizations	
																Due and Demandable / Accounts Payable	Not Yet Due and Demandable
1	2	3	4	5=[3+(-)4]	6	7	8	9	10=(6+7+8+9)	11	12	13	14	15=(11+12+13+14)	16=(5-10)	17	18
I. Agency Approved Budget																	
Internally Generated Income	05206441	42,000,000.00	84,002,927.68	126,002,927.68	15,168,079.33	13,370,662.45	15,664,923.48	12,234,350.45	56,438,015.71	8,919,982.70	12,275,005.21	16,952,705.51	16,848,240.15	54,995,933.57	69,564,911.97		1,442,082.14
General Administration and Support	0000010000000000	12,800,000.00	34,505,968.65	47,305,968.65	3,238,838.55	4,487,576.57	1,832,278.50	1,841,756.73	11,400,450.35	2,545,603.13	1,858,084.93	3,736,608.22	3,260,154.07	11,400,450.35	35,905,518.30		
General Management and Supervision	1030010001000000	12,800,000.00	34,505,968.65	47,305,968.65	3,238,838.55	4,487,576.57	1,832,278.50	1,841,756.73	11,400,450.35	2,545,603.13	1,858,084.93	3,736,608.22	3,260,154.07	11,400,450.35	35,905,518.30		
PS		250,000.00		250,000.00		13,000.00		1,048.79	14,048.79			13,000.00		1,048.79	235,951.21		
MOOE		6,950,000.00	14,132,435.71	21,082,435.71	3,238,838.55	1,400,083.56	1,820,278.50	1,840,707.94	8,299,908.55	2,545,603.13	1,418,770.60	1,076,429.54	3,259,105.28	8,299,908.55	12,782,527.16		
CO		5,600,000.00	20,373,532.94	25,973,532.94		3,074,493.01	12,000.00		3,086,493.01		426,314.33	2,660,178.68		3,086,493.01	22,887,039.93		
Support to Operations	0000020000000000	4,500,000.00	2,121,922.69	6,621,922.69	1,522,739.66				1,522,739.66	267,286.36	358,607.38	21,000.00	838,243.13	1,485,136.87	5,099,183.03		37,602.79
Auxiliary Services	2640020001000000	4,500,000.00	2,121,922.69	6,621,922.69	1,522,739.66				1,522,739.66	267,286.36	358,607.38	21,000.00	838,243.13	1,485,136.87	5,099,183.03		37,602.79
PS			533,940.00	533,940.00	533,940.00				533,940.00	267,286.36		21,000.00	208,050.85	496,337.21			37,602.79
MOOE		4,500,000.00	599,183.03	5,099,183.03											5,099,183.03		
CO			988,799.66	988,799.66	988,799.66				988,799.66		358,607.38		630,192.28	988,799.66			
Operations	0000030000000000	24,700,000.00	47,375,036.34	72,075,036.34	10,406,501.12	8,883,085.88	13,832,644.98	10,392,593.72	43,514,825.70	6,107,093.21	10,058,312.90	13,195,097.29	12,749,842.95	42,110,346.35	28,560,210.64		1,404,479.35
MFO 1: HIGHER EDUCATION SERVICES	0000030100000000	17,500,000.00	45,010,945.44	62,510,945.44	9,358,653.82	7,828,548.30	13,358,378.88	9,812,387.52	40,357,968.52	5,098,403.81	8,980,361.02	12,830,860.00	12,043,864.34	38,953,489.17	22,152,976.92		1,404,479.35
Provision of Higher Education Services Including P18,604,000 for Scholarships of Poor and Deserving Students (Expanded Students' Grants-In-Aid Program for Poverty Alleviation-ESGP-PA) and P10,900,000 for Tulong Dunong	2640030101000000	17,500,000.00	45,010,945.44	62,510,945.44	9,358,653.82	7,828,548.30	13,358,378.88	9,812,387.52	40,357,968.52	5,098,403.81	8,980,361.02	12,830,860.00	12,043,864.34	38,953,489.17	22,152,976.92		1,404,479.35
PS		4,800,000.00	895,625.07	5,695,625.07	3,061,578.96	190,746.50	1,154,672.98	1,288,626.63	5,695,625.07	3,046,400.40	205,925.06	1,154,672.98	1,288,626.63	5,695,625.07			
MOOE		11,200,000.00	15,161,395.81	26,361,395.81	6,297,074.86	2,576,310.54	4,664,246.51	7,963,760.89	21,501,392.80	2,052,003.41	5,333,734.96	4,740,485.65	8,530,689.43	20,656,913.45	4,860,003.01		844,479.35
CO		1,500,000.00	28,953,924.56	30,453,924.56		5,061,491.26	7,539,459.39	560,000.00	13,160,950.65		3,440,701.00	6,935,701.37	2,224,548.28	12,600,950.65	17,292,973.91		560,000.00
MFO 3: RESEARCH SERVICES	0000030300000000	3,600,000.00	1,681,249.48	5,281,249.48	951,827.30	1,047,366.98	336,067.53	470,100.80	2,805,362.61	929,169.40	1,054,281.28	351,811.13	470,100.80	2,805,362.61	2,475,886.87		
Conduct of Research Services	2670030301000000	3,600,000.00	1,681,249.48	5,281,249.48	951,827.30	1,047,366.98	336,067.53	470,100.80	2,805,362.61	929,169.40	1,054,281.28	351,811.13	470,100.80	2,805,362.61	2,475,886.87		
MOOE		3,600,000.00	1,681,249.48	5,281,249.48	951,827.30	1,047,366.98	336,067.53	470,100.80	2,805,362.61	929,169.40	1,054,281.28	351,811.13	470,100.80	2,805,362.61	2,475,886.87		
MFO 4: TECHNICAL ADVISORY EXTENSION SERVICES	0000030400000000	3,600,000.00	682,841.42	4,282,841.42	96,020.00	7,170.60	138,198.57	110,105.40	351,494.57	79,520.00	23,670.60	12,426.16	235,877.81	351,494.57	3,931,346.85		
Provision of Extension Services	2650030401000000	3,600,000.00	682,841.42	4,282,841.42	96,020.00	7,170.60	138,198.57	110,105.40	351,494.57	79,520.00	23,670.60	12,426.16	235,877.81	351,494.57	3,931,346.85		
MOOE		2,250,000.00	682,841.42	2,932,841.42	96,020.00	7,170.60	138,198.57	110,105.40	351,494.57	79,520.00	23,670.60	12,426.16	235,877.81	351,494.57	2,581,346.85		
CO		1,350,000.00		1,350,000.00											1,350,000.00		
GRAND TOTAL		42,000,000.00	84,002,927.68	126,002,927.68	15,168,079.33	13,370,662.45	15,664,923.48	12,234,350.45	56,438,015.71	8,919,982.70	12,275,005.21	16,952,705.51	16,848,240.15	54,995,933.57	69,564,911.97		1,442,082.14
PS		5,050,000.00	1,429,565.07	6,479,565.07	3,595,518.96	203,746.50	1,154,672.98	1,289,675.42	6,243,613.86	3,313,686.76	218,925.06	1,175,672.98	1,497,726.27	6,206,011.07	235,951.21		37,602.79
MOOE		28,500,000.00	32,257,105.45	60,757,105.45	10,583,760.71	5,030,931.68	6,958,791.11	10,384,675.03	32,958,158.53	5,606,295.94	7,830,457.44	6,181,152.48	12,495,773.32	32,113,679.18	27,798,946.92		844,479.35
Fin Ex																	
CO		8,450,000.00	50,316,257.16	58,766,257.16	988,799.66	8,135,984.27	7,551,459.39	560,000.00	17,236,243.32		4,225,622.71	9,595,880.05	2,854,740.56	16,676,243.32	41,530,013.84		560,000.00

Certified Correct:


Certified Correct:

Recommended By:


Approved By:


 RAMON Q. DELA CRUZ


 Agency Budget Officer


 LEO A. MOMAMALIN

 Agency Chief Accountant


 Chato, Josisa

 Director, FMS


 Duarte, Jude

 Head of Agency or Authorized Representative

Date: 23/Jan/2018

Date:

Date: 23/Jan/2018

Date: 23/Jan/2018