

**Financial Status of Reconstruction Assistance on Yolanda (RAY) Programs and Projects (in PhP)**

Cluster: \_\_\_\_\_

Implementing Department/ Agency: **LEYTE NORMAL UNIVERSITY**

Year: **2015** Month: **As of December 31, 2015**

Program/ Project/ Activity	Region	Province	City/Municipality/B arangay	Funding Requirement (PhP '000)	Allotment Releases to date (PhP '000)		
					Previous Releases	Releases this Month	Total Releases
					(A)	(B)	(C)=A+B
<b>Repair of Buildings and Infrastructures damaged by Super Typhoon Yolanda</b>							
1. ORC Building	VIII	Leyte	Tacloban	709,012.50	709,012.50	-	709,012.50
2. HRDC Building	VIII	Leyte	Tacloban	3,718,500.00	3,718,500.00	-	3,718,500.00
3. CTE Building	VIII	Leyte	Tacloban	152,625.00	152,625.00	-	152,625.00
4. Administration Building	VIII	Leyte	Tacloban	1,278,350.00	1,278,350.00	-	1,278,350.00
5. IT Building	VIII	Leyte	Tacloban	555,000.00	555,000.00	-	555,000.00
6. Brillo Hall Building	VIII	Leyte	Tacloban	273,060.00	273,060.00	-	273,060.00
7. College Building 1	VIII	Leyte	Tacloban	1,606,540.00	1,606,540.00	-	1,606,540.00
8. College Building 2	VIII	Leyte	Tacloban	1,004,087.50	1,004,087.50	-	1,004,087.50
9. HAE Building	VIII	Leyte	Tacloban	438,080.00	438,080.00	-	438,080.00
10. College Library	VIII	Leyte	Tacloban	732,692.50	732,692.50	-	732,692.50
11. LNU Canteen	VIII	Leyte	Tacloban	623,376.00	623,376.00	-	623,376.00
12. LNU Dormitory	VIII	Leyte	Tacloban	1,050,714.50	1,050,714.50	-	1,050,714.50
13. CME Building	VIII	Leyte	Tacloban	1,035,075.00	1,035,075.00	-	1,035,075.00

Program/ Project/ Activity	Region	Province	City/Municipality/B arangay	Funding Requirement (PhP '000)	Allotment Releases to date (PhP '000)		
					Previous Releases	Releases this Month	Total Releases
					(A)	(B)	(C)=A+B
14. De Venecia Building	VIII	Leyte	Tacloban	117,845.00	117,845.00	-	117,845.00
<b>TOTAL</b>				<b>13,294,958.00</b>	<b>13,294,958.00</b>	<b>-</b>	<b>13,294,958.00</b>


**SARO-RO-VIII-150007840 issued on June 11, 2015**

**13,294,958.00**

To cover funding requirement for the rehabilitation and/or repair of building and infrastructures damaged by "Yolanda"

Prepared by:

  
LEO A. OMAMALIN  
Acting Accountant

  
CORAZON Q. DE LA CRUZ  
Budget Officer III

Approved by:

  
JUDE A. DUARTE, DPA  
University President

Obligations (PhP '000)			Unobligated Balance	Disbursements (PhP '000)			Unpaid Obligation (PhP '000)
Previous Obligation	Obligation this Month	Total Obligation		Previous Disbursement	Disbursement this Month	Total Disbursement	
(D)	(E)	(F)=D+E	(G)=C-F	(H)	(I)	(J)=H+I	(K)=F-J
666,013.90	42,998.60	709,012.50	-	111,115.59	554,898.31	666,013.90	42,998.60
-	3,718,500.00	3,718,500.00	-	-	556,130.74	556,130.74	3,162,369.26
-	152,625.00	152,625.00	-	-	135,158.56	135,158.56	17,466.44
-	1,278,350.00	1,278,350.00	-	-	190,042.50	190,042.50	1,088,307.50
-	491,000.00	491,000.00	64,000.00	-	-	-	491,000.00
-	272,822.98	272,822.98	237.02	-	-	-	272,822.98
-	1,606,540.00	1,606,540.00	-	-	1,606,540.00	1,606,540.00	-
-	575,631.80	575,631.80	428,455.70	-	517,131.80	517,131.80	58,500.00
429,780.87	373.18	430,154.05	7,925.95	351,485.83	56,806.00	408,291.83	21,862.22
-	653,580.48	653,580.48	79,112.02	-	429,289.48	429,289.48	224,291.00
-	623,376.00	623,376.00	-	-	347,362.20	347,362.20	276,013.80
978,076.95	-	978,076.95	72,637.55	153,683.53	824,393.42	978,076.95	-
-	1,035,075.00	1,035,075.00	-	-	153,138.23	153,138.23	881,936.77

Obligations (PhP '000)			Unobligated Balance	Disbursements (PhP '000)			Unpaid Obligation (PhP '000)
Previous Obligation	Obligation this Month	Total Obligation		Previous Disbursement	Disbursement this Month	Total Disbursement	
(D)	(E)	(F)=D+E	(G)=C-F	(H)	(I)	(J)=H+I	(K)=F-J
117,078.57	-	117,078.57	766.43	117,078.57	-	117,078.57	-
<b>2,190,950.29</b>	<b>10,450,873.04</b>	<b>12,641,823.33</b>	<b>653,134.67</b>	<b>733,363.52</b>	<b>5,370,891.24</b>	<b>6,104,254.76</b>	<b>6,537,568.57</b>



TOTAL, CURRENT YEAR BUDGET

PRIOR YEAR'S BUDGET (Continuing Appro.)

**PROGRAMS(s)**

GASS

PS, MOOE or CO

Sub-total

SUPPORT TO OPERATIONS

PS, MOOE or CO

Sub-total

OPERATIONS

PS, MOOE or CO

Total, Programs

**PROJECT(s)**

LOCALLY-FUNDED PROJECT(s)

**CAPITAL OUTLAY (RRP)**

13,294,958.00	-	13,294,958.00	2,190,950.29	10,450,873.04	12,641,823.33	653,134.67	733,363.52	5,370,891.24	6,104,254.76	6,537,568.57
---------------	---	---------------	--------------	---------------	---------------	------------	------------	--------------	--------------	--------------

Sub-total

13,294,958.00	-	13,294,958.00	2,190,950.29	10,450,873.04	12,641,823.33	653,134.67	733,363.52	5,370,891.24	6,104,254.76	6,537,568.57
---------------	---	---------------	--------------	---------------	---------------	------------	------------	--------------	--------------	--------------

FOREIGN-ASSISTED PROJECT(s)

(By Project Title)

PS, MOOE or CO

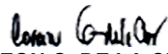
Sub-total

Total, Projects

TOTAL PRIOR YEAR'S BUDGET

**GRAND TOTAL**

Certified Correct:

  
CORAZON Q. DE LA CRUZ

Budget Officer

Date: February 03, 2016

Certified Correct:

  
LEO A. OMAMALIN

Acting Accountant

Date: February 03, 2016

Approved by:

  
JUDE A. DUARTE, DPA

University President

Date: February 03, 2016

Monthly Physical Status of Reconstruction Assistance on Yolanda (RAY) Programs and Projects  
as of December 2015

Cluster/Sector: STATE UNIVERSITIES AND COLLEGES


Implementing Department/ Agency: LEYTE NORMAL UNIVERSITY

Program/Project/Activity	Cumulative Target Outputs			Cumulative Actual Accomplishments			Variance	Justifications/ Reasons/ Issues	Actions Taken/ To be Taken
	As of previous month	For the month	Total	As of previous month	For the month	Total			
Repair of Buildings and Infrastructure damaged by Super Typhoon Yolanda									
1. ORC Building	100%	0%	100%	100%	0%	100%	0%		
2. HRDC Building	0%	100%	100%	0%	35%	35%	- 65%	there were changes in the scope of works from repair of facade to repair of ceiling and walls as budget was not sufficient	expedite completion of works
3. CTE Building	100%	0%	100%	100%	0%	100%	0%		
4. Administration Building	0%	100%	100%	0%	60%	60%	- 40%	the contractor could not start on time since admin offices were still being used by LNU so as not to displace files and records during the AACCUP Accreditation last December	expedite completion of works
5. IT Building	0%	100%	100%	0%	0%	0%	- 100%	the project could not be started immediately as the computer laboratories are heavily used and there are no other rooms to relocate the same due to simultaneous ongoing repairs	expedite start of repair works
6. Brillo Hall Building	0%	100%	100%	0%	0%	100%	0%		
7. College Building 1	50%	50%	100%	50%	50%	100%	0%		
8. College Building 2	50%	50%	100%	50%	50%	100%	0%		
9. HAE Building	100%	0%	100%	100%	0%	100%	0%		
10. College Library	15%	85%	100%	15%	85%	100%	0%		
11. LNU Canteen	15%	85%	100%	15%	85%	100%	0%		
12. LNU Dormitory	100%	0%	100%	100%	0%	100%	0%		
13. CME Building	0%	100%	100%	0%	85%	85%	- 15%	there were delays in the delivery of construction materials from the supplier	expedite completion of works
14. De Venecia Building	100%	0%	100%	100%	0%	100%	0%		

Prepared by

  
CAESAR RODERICK L. TADO  
Planning Officer

Approved by:

  
JUDE A. DUARTE, DPA  
University President

Quarterly Physical Status of Reconstruction Assistance on Yolanda (RAY) Programs and Projects  
as of 4th Quarter 2015

Cluster: STATE UNIVERSITIES AND COLLEGES

Implementing Department/ Agency: LEYTE NORMAL UNIVERSITY

Program/Project/Activity	Region/s	Province/s	City/ Municipality/ Barangay	Start Date	Target Completion Date	Revised Completion Date	Total Target Outputs 2014-2016		Accomplishment as of 2014	Quarterly Physical Targets (2015)					Quarterly Actual Physical Accomplishments (2015)					Variance	Status (2015) (on schedule, ahead of schedule, behind schedule, or completed)	Remarks		
							Unit	Total Target Outputs (2014-2016)		1Q	2Q	3Q	4Q	Total	1Q	2Q	3Q	4Q	Total					
										[a]	[b]	[c]	[d]	[e]=a+b+c+d	[f]	[g]	[h]	[i]	[j]=f+g+h+i					
Repair of Buildings and Infrastructure damaged by Super Typhoon Yolanda	Eastern Visayas	Leyte	Tacloban City				lot	100%	N/A														SARO received on 06/29/15	
1. ORC Building				09/09/2015	10/24/2015							60%	40%	100%			60%	40%	100%	0%	Completed			
2. HRDC Building				12/23/2015	01/22/2016								100%	100%				35%	35%	- 65%	behind schedule			
3. CTE Building				10/14/2015	11/14/2015								100%	100%				100%	100%	0%	completed			
4. Administration Building				12/04/2015	01/03/2016								100%	100%				60%	60%	- 40%	behind schedule			
5. IT Building				12/29/2015	01/29/2016								100%	100%					0%	- 100%	behind schedule			
6. Brillo Hall Building				12/29/2015	01/29/2016								100%	100%				100%	100%	0%	completed			
7. College Building 1				10/12/2015	12/12/2015								100%	100%				100%	100%	0%	completed			
8. College Building 2				10/12/2015	12/12/2015								100%	100%				100%	100%	0%	completed			
9. HAE Building				10/14/2015	11/14/2015								100%	100%				100%	100%	0%	completed			
10. College Library				11/25/2015	12/25/2015								100%	100%				100%	100%	0%	completed			
11. LNU Canteen				11/24/2015	12/24/2015								100%	100%				100%	100%	0%	completed			
12. LNU Dormitory				09/09/2015	11/08/2015								45%	55%	100%			45%	55%	100%	0%	completed		
13. CME Building				12/22/2015	01/20/2016								100%	100%				85%	85%	- 15%	behind schedule			
14. De Venecia Building				10/14/2015	11/14/2015								100%	100%				100%	100%	0%	completed			

Prepared by

  
CAESAR RODERICK L. TADO  
Planning Officer

Approved by:

  
JUDE A. DUARTE, DPA  
University President



Yolanda Rehabilitation and Recovery Programs and Projects

Yolanda M&E Form 5


Form 5: Summary of Status of PPAs

Implementing Agency: LEYTE NORMAL UNIVERSITY

As of December 31, 2015

Project Category	Total Funding Requirements			Unit Cost (PhP)	Completed PPAs as of reporting period		Ongoing PPAs as of reporting period		Under Procurement/ DED as of reporting period		Not yet started	
	Amount (PhP)	Physical Target	Indicator/Unit		Disbursed Amount (PhP)	Physical Accomplishment	Allocated Amount (PhP)	Physical Target	Allocated Amount (PhP)	Physical Target	Allocated Amount (PhP)	Physical Target
Repair of Buildings and Infrastructure damaged by Super Typhoon Yolanda												
1. ORC Building	709,012.50	100%	Building	709,012.50	666,013.90	100%						
2. HRDC Building	3,718,500.00	100%	Building	3,718,500.00			3,718,500.00	35%				
3. CTE Building	152,625.00	100%	Building	152,625.00	135,158.56	100%						
4. Administration Building	1,278,350.00	100%	Building	1,278,350.00			1,278,350.00	60%				
5. IT Building	555,000.00	100%	Building	555,000.00						491,000.00	100%	
6. Brillo Hall Building	273,060.00	100%	Building	273,060.00	-	100%						
7. College Building 1	1,606,540.00	100%	Building	1,606,540.00	1,606,540.00	100%						
8. College Building 2	1,004,087.50	100%	Building	1,004,087.50	517,131.80	100%						
9. HAE Building	438,080.00	100%	Building	438,080.00	408,291.83	100%						
10. College Library	732,692.50	100%	Building	732,692.50	429,289.48	100%						
11. LNU Canteen	623,376.00	100%	Building	623,376.00	347,362.20	100%						
12. LNU Dormitory	1,050,714.90	100%	Building	1,050,714.90	978,076.95	100%						
13. CME Building	1,025,818.11	100%	Building	1,025,818.11			1,035,075.00	85%				
14. De Venecia Building	127,101.89	100%	Building	127,101.89	117,078.57	100%						
	13,294,958.40			13,294,958.40	5,204,943.29		6,031,925.00		-		491,000.00	

Prepared by:

  
**CAESAR RODERICK L. TADO**  
 Planning Officer

Approved by:

  
**JUDE A. DUARTE, DPA**  
 University President