

Particulars	UACS CODE	Appropriation			Allotments					Current Year Obligations					Current Year Disbursements					Balances			
		Authorized Appropriation	Adjustments (Transfer (To)/From, Realignment)	Adjusted Appropriations	Allotments Received	Adjustments (Withdrawal, Realignment)	Transfer To	Transfer From	Adjusted Total Allotments	1st Quarter Ending March 31	2nd Quarter Ending June 30	3rd Quarter Ending Sept. 30	4th Quarter Ending Dec. 31	Total	1st Quarter Ending March 31	2nd Quarter Ending June 30	3rd Quarter Ending Sept. 30	4th Quarter Ending Dec. 31	Total	Unreleased Appropriations	Unobligated Allotment	Unpaid Obligations (15-20) = (23+24)	
																						Due and Demandable	Not Yet Due and Demandable
1	2	3	4	5=(3+4)	6	7	8	9	10=(6+(-7)-8+9)	11	12	13	14	15=(11+12+13+14)	16	17	18	19	20=(16+17+18+19)	21=(5-10)	22=(10-15)	23	24
Construction/Repair/Rehabilitation of Academic Buildings	103004010100017	19,316,000.00		19,316,000.00	19,316,000.00				19,316,000.00	9,408.00	4,251,293.22	3,910,207.75	6,444,474.50	14,615,383.47	9,408.00	1,903,555.41	4,598,457.33	3,273,499.38	9,784,920.12		4,700,616.53		4,830,463.35
CO		19,316,000.00		19,316,000.00	19,316,000.00				19,316,000.00	9,408.00	4,251,293.22	3,910,207.75	6,444,474.50	14,615,383.47	9,408.00	1,903,555.41	4,598,457.33	3,273,499.38	9,784,920.12		4,700,616.53		4,830,463.35
Education	000004080000000	7,000,000.00		7,000,000.00	7,000,000.00				7,000,000.00	138,022.00	33,328.00	4,819,948.00	1,888,000.00	6,879,298.00	138,022.00	23,920.00	1,620,273.00	2,770,266.00	4,552,481.00		120,702.00		2,326,817.00
Tertiary Education	000004080300000	7,000,000.00		7,000,000.00	7,000,000.00				7,000,000.00	138,022.00	33,328.00	4,819,948.00	1,888,000.00	6,879,298.00	138,022.00	23,920.00	1,620,273.00	2,770,266.00	4,552,481.00		120,702.00		2,326,817.00
Development of LNU Integrated Information Systems as per ISSP 2015-2017	264004080300003	7,000,000.00		7,000,000.00	7,000,000.00				7,000,000.00	138,022.00	33,328.00	4,819,948.00	1,888,000.00	6,879,298.00	138,022.00	23,920.00	1,620,273.00	2,770,266.00	4,552,481.00		120,702.00		2,326,817.00
CO		7,000,000.00		7,000,000.00	7,000,000.00				7,000,000.00	138,022.00	33,328.00	4,819,948.00	1,888,000.00	6,879,298.00	138,022.00	23,920.00	1,620,273.00	2,770,266.00	4,552,481.00		120,702.00		2,326,817.00
Sub-Total, Agency-Specific		214,276,000.00		214,276,000.00	206,838,000.00				206,838,000.00	30,543,341.64	33,469,835.01	46,701,285.45	61,477,245.54	172,191,707.64	29,389,277.32	29,959,902.62	43,654,000.23	53,720,106.94	156,723,287.11	7,438,000.00	34,646,292.36		15,468,420.53
PS		92,743,000.00	5,325,000.00	98,068,000.00	90,630,000.00				90,630,000.00	24,842,265.33	19,748,971.60	21,526,928.34	24,346,009.49	90,464,174.76	24,656,893.47	19,539,538.07	21,581,719.52	24,686,023.70	90,464,174.76	7,438,000.00	165,825.24		
MOOE		60,217,000.00	(5,325,000.00)	54,892,000.00	54,892,000.00				54,892,000.00	5,553,646.31	8,538,916.70	16,444,201.36	16,023,163.12	46,559,927.49	4,584,953.85	8,492,889.14	15,853,550.38	15,855,570.86	44,786,964.23		8,332,072.51		1,772,963.26
Fin Ex																							
CO		61,316,000.00		61,316,000.00	61,316,000.00				61,316,000.00	147,430.00	5,181,946.71	8,730,155.75	21,108,072.93	35,167,605.39	147,430.00	1,927,475.41	6,218,730.33	13,178,512.38	21,472,148.12		26,148,394.61		13,695,457.27
II. Automatic Appropriations																							
Retirement and Life Insurance Premiums	01104102																						
General Administration and Support	000001000000000	1,571,000.00	649,519.00	2,220,519.00	2,220,519.00				2,220,519.00	372,290.79	403,914.84	404,875.51	1,039,437.86	2,220,519.00	333,811.83	442,393.80	404,875.51	1,039,437.86	2,220,519.00				
General Management and Supervision	103001000100000	1,571,000.00	649,519.00	2,220,519.00	2,220,519.00				2,220,519.00	372,290.79	403,914.84	404,875.51	1,039,437.86	2,220,519.00	333,811.83	442,393.80	404,875.51	1,039,437.86	2,220,519.00				
PS		1,571,000.00	649,519.00	2,220,519.00	2,220,519.00				2,220,519.00	372,290.79	403,914.84	404,875.51	1,039,437.86	2,220,519.00	333,811.83	442,393.80	404,875.51	1,039,437.86	2,220,519.00				
Support to Operations	000002000000000	704,000.00		704,000.00	704,000.00				704,000.00	207,527.64	168,982.92	175,850.64	151,638.80	704,000.00	207,527.64	168,982.92	175,850.64	151,638.80	704,000.00				
Auxiliary Services	264002000100000	704,000.00		704,000.00	704,000.00				704,000.00	207,527.64	168,982.92	175,850.64	151,638.80	704,000.00	207,527.64	168,982.92	175,850.64	151,638.80	704,000.00				
PS		704,000.00		704,000.00	704,000.00				704,000.00	207,527.64	168,982.92	175,850.64	151,638.80	704,000.00	207,527.64	168,982.92	175,850.64	151,638.80	704,000.00				
Operations	000003000000000	5,664,000.00	273,721.00	5,937,721.00	5,937,721.00				5,937,721.00	1,432,673.28	1,413,180.11	1,401,693.60	1,690,174.01	5,937,721.00	1,338,261.48	1,502,686.71	1,406,598.80	1,690,174.01	5,937,721.00				
MFO 1: HIGHER EDUCATION SERVICES	000003010000000	5,633,000.00	273,721.00	5,906,721.00	5,906,721.00				5,906,721.00	1,412,844.24	1,405,142.03	1,398,560.72	1,690,174.01	5,906,721.00	1,318,753.56	1,494,327.51	1,403,465.92	1,690,174.01	5,906,721.00				
Provision of Higher Education Services Including P18,604,000 for Scholarships of Poor and Deserving Students (Expanded Students' Grants-In-Aid Program for Poverty Alleviation-ESGP-PA) and P5,600,000 for Tulung Dunong	264003010100000	5,633,000.00	273,721.00	5,906,721.00	5,906,721.00				5,906,721.00	1,412,844.24	1,405,142.03	1,398,560.72	1,690,174.01	5,906,721.00	1,318,753.56	1,494,327.51	1,403,465.92	1,690,174.01	5,906,721.00				
PS		5,633,000.00	273,721.00	5,906,721.00	5,906,721.00				5,906,721.00	1,412,844.24	1,405,142.03	1,398,560.72	1,690,174.01	5,906,721.00	1,318,753.56	1,494,327.51	1,403,465.92	1,690,174.01	5,906,721.00				
MFO 3: RESEARCH SERVICES	000003030000000	31,000.00		31,000.00	31,000.00				31,000.00	19,829.04	8,038.08	3,132.88		31,000.00	19,507.92	8,359.20	3,132.88		31,000.00				
Conduct of Research Services	267003030100000	31,000.00		31,000.00	31,000.00				31,000.00	19,829.04	8,038.08	3,132.88		31,000.00	19,507.92	8,359.20	3,132.88		31,000.00				
PS		31,000.00		31,000.00	31,000.00				31,000.00	19,829.04	8,038.08	3,132.88		31,000.00	19,507.92	8,359.20	3,132.88		31,000.00				
Sub-Total, Automatic Appropriations		7,939,000.00	923,240.00	8,862,240.00	8,862,240.00				8,862,240.00	2,012,491.71	1,986,077.87	1,982,419.75	2,881,250.67	8,862,240.00	1,879,600.95	2,114,063.43	1,987,324.95	2,881,250.67	8,862,240.00				
PS		7,939,000.00	923,240.00	8,862,240.00	8,862,240.00				8,862,240.00	2,012,491.71	1,986,077.87	1,982,419.75	2,881,250.67	8,862,240.00	1,879,600.95	2,114,063.43	1,987,324.95	2,881,250.67	8,862,240.00				
MOOE																							
Fin Ex																							
CO																							
III. Special Purpose Fund																							
Miscellaneous Personnel Benefits Fund	01101406		15,081,915.00	15,081,915.00	15,081,915.00				15,081,915.00	1,128,225.00	6,740,541.00	1,128,225.00	6,084,924.00	15,081,915.00	1,128,225.00	6,699,661.52	1,128,225.00	5,555,308.93	14,511,420.45				570,494.55
Miscellaneous Personnel Benefits Fund	000009070000000		15,081,915.00	15,081,915.00	15,081,915.00				15,081,915.00	1,128,225.00	6,740,541.00	1,128,225.00	6,084,924.00	15,081,915.00	1,128,225.00	6,699,661.52	1,128,225.00	5,555,308.93	14,511,420.45				570,494.55
Funding Requirements for the Filling up of Unfilled Positions	103009070200000		3,985,287.00	3,985,287.00	3,985,287.00				3,985,287.00				3,985,287.00	3,985,287.00					3,414,792.45				570,494.55
PS			3,985,287.00	3,985,287.00	3,985,287.00				3,985,287.00				3,985,287.00	3,985,287.00					3,414,792.45				570,494.55
Funding Requirements for the Creation of New Positions	103009070300000		5,945,628.00	5,945,628.00	5,945,628.00				5,945,628.00		5,612,316.00		333,312.00	5,945,628.00		5,571,436.52			374,191.48				5,945,628.00
PS			5,945,628.00	5,945,628.00	5,945,628.00				5,945,628.00		5,612,316.00		333,312.00	5,945,628.00		5,571,436.52			374,191.48				5,945,628.00
For Payment of Compensation Adjustment	103009070700000		5,151,000.00	5,151,000.00	5,151,000.00				5,151,000.00	1,128,225.00	1,128,225.00	1,128,225.00	1,766,325.00	5,151,000.00	1,128,225.00	1,128,225.00	1,128,225.00	1,766,325.00	5,151,000.00				
PS			5,151,000.00	5,151,000.00	5,151,000.00				5,151,000.00	1,128,225.00	1,128,225.00	1,128,225.00	1,766,325.00	5,151,000.00	1,128,225.00	1,128,225.00	1,128,225.00	1,766,325.00	5,151,000.00				
Pension and Gratuity Fund	01101407		3,439,008.00	3,439,008.00	3,439,008.00				3,439,008.00		132,017.69		3,306,817.62	3,438,835.31		94,176.25		37,841.44	3,306,817.62			172.69	
Pension and Gratuity Fund	000009080000000		3,439,008.00	3,439,008.00	3,439,008.00				3,439,008.00														

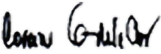
Particulars	UACS CODE	Appropriation			Allotments					Current Year Obligations					Current Year Disbursements					Balances			
		Authorized Appropriation	Adjustments (Transfer (To)/From, Realignment)	Adjusted Appropriations	Allotments Received	Adjustments (Withdrawal, Realignment)	Transfer To	Transfer From	Adjusted Total Allotments	1st Quarter Ending March 31	2nd Quarter Ending June 30	3rd Quarter Ending Sept. 30	4th Quarter Ending Dec. 31	Total	1st Quarter Ending March 31	2nd Quarter Ending June 30	3rd Quarter Ending Sept. 30	4th Quarter Ending Dec. 31	Total	Unreleased Appropriations	Unobligated Allotment	Unpaid Obligations (15-20) = (23+24)	
																						Due and Demandable	Not Yet Due and Demandable
1	2	3	4	5=(3+4)	6	7	8	9	10=[(6+(-)7)-8+9]	11	12	13	14	15=(11+12+13+14)	16	17	18	19	20=(16+17+18+19)	21=(5-10)	22=(10-15)	23	24
MOOE		60,217,000.00	(5,325,000.00)	54,892,000.00	54,892,000.00				54,892,000.00	5,553,646.31	8,538,916.70	16,444,201.36	16,023,163.12	46,559,927.49	4,584,953.85	8,492,889.14	15,853,550.38	15,855,570.86	44,786,964.23		8,332,072.51		1,772,963.26
Fin Ex																							
CO		61,316,000.00		61,316,000.00	61,316,000.00				61,316,000.00	147,430.00	5,181,946.71	8,730,155.75	21,108,072.93	35,167,605.39	147,430.00	1,927,475.41	6,218,730.33	13,178,512.38	21,472,148.12		26,148,394.61		13,695,457.27


Certified Correct:


Certified Correct:

Recommended By:

Approved By:


 CHATO JOZISA
 CORAZON Q. DE LA CRUZ
 Budget Officer


 LEO A. OMAMALIN
 Chief Accountant


 CLEMELLE L. MONTALLANA
 Director, FMS


 JUDE A. DUARTE
 Agency Head/Department

Date: 23/Jan/2017

Date:

Date:

Date:

This report was generated using the Unified Reporting System